

Agriware 365 Analytics

Navigate your business with the right information

Data management becomes indispensable nowadays to get a grip on the organization and be able to manage it. But how do you obtain the right insight? Through smart interpretation of data from internal and external systems. Agriware 365 now comes with ready-to-go, customizable insights, based on Business Central, Operations, and your other systems.

Integrate data

Combine various data from the greenhouse

Create visualizations

Get smart insights to drive your business

Discover trends

Develop predictive models



Insights for any horticultural business

Production

Sales

Waste

Labor Planning

Costing

Cultivation

Availability

Margins

Traceability

How to keep moving forward?

Growth in maturity

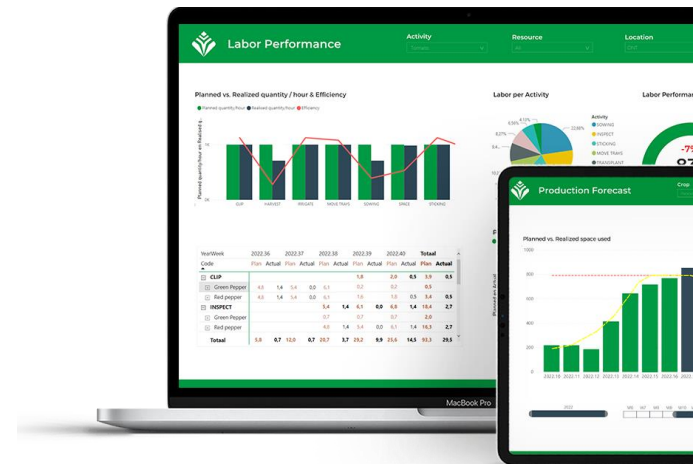
To move business forward, it is important to know what bottlenecks exist. Eliyahu Goldratt, business management philosopher wrote a book about it Theory of Constraints (ToC). Insight creates visibility into bottlenecks. These bottlenecks in processes are solved by getting organized and often by using software. Our Sharp Minds bring freshness with inspiring, incisive solutions. .

By using Agriware 365 Analytics, the underlying pain becomes visible and insights arise. These insights deliver actual added value to grow in maturity.

We work together on streamlining processes. As well as deploying the right tools to achieve those valuable insights.

What does Agriware 365 Analytics offer?

- Standard reports on sales, production, margins, tracking, scrap, labor scheduling, costing, etc.
- Ability to customize reports
- Standard connectors with key industry players such as LetsGrow, 30Mhz and Priva.
- A help to grow as an organization; growing with your information needs.

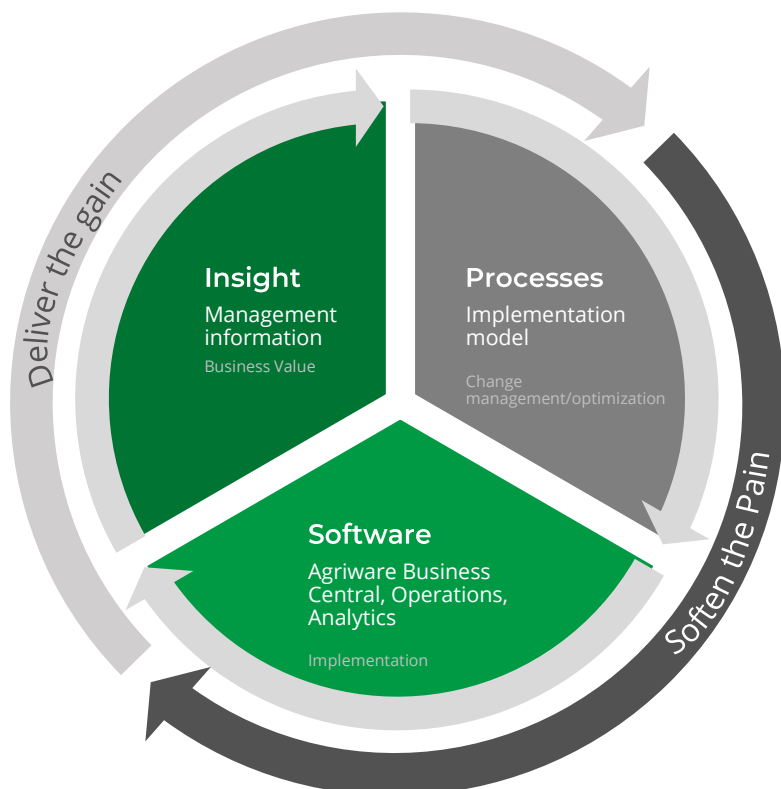


Data in the Cloud

Choosing a cloud-based horticulture company means being able to respond immediately to the conditions of your crops, as well as your people.

- Cloud modernizes your organization
- No investment in hardware and infrastructure
- Easily scalable
- Accessible anytime, anywhere
- Automatic updates

[Get in touch](#)



Insights at the right time with Agriware

From cultivation to management

Production

Are we on track? Compare forecast, planning and realization and make timely adjustments as needed.

Sales & Margins

Get insight into order position and realized sales against budget or comparable period.

Labor Performance

Schedule labor more efficiently and reduce costs with insight into labor performance versus labor standards.

Costing

Get a grip on your cost price with insight into pre- and post-calculation production costs, including actual energy costs.

Traceability

Full visibility into inventory flows and traceability of (plant) material from receipt, production to delivery.

Availability

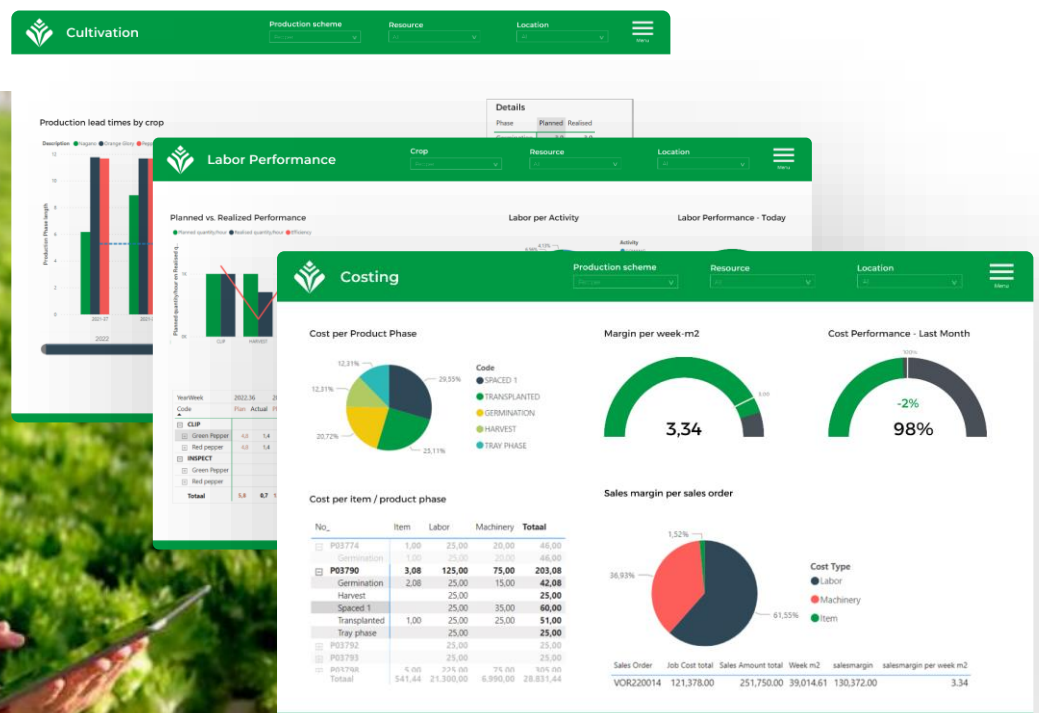

Optimal sales by accurately visualizing what is available for sale in the short and long term.

Scrap

Reduced overproduction with insight into scrap and surplus, easily captured during cultivation processes.

Cultivation

Continuously improve your cultivation recipe through insight into cultivation time, supplemented by quality and climate data.



Agriware packages

Agriware 365 Analytics Packages

 Incl. in Agriware 365 License Standard	 At additional charge Extended	 At additional charge Enterprise
---	--	--

Agriware 365 Business Central Connecties			
BC databases	1	1	1
BC companies	1	3	unlimited
QA environment	x	✓	✓
Report			
Standard Dataset for Agriware 365 BC	✓	✓	✓
Report templates	Standard insights	Role-based	Role-based
Report access	Mprise PowerBI Cloud	In-house PowerBI Cloud	In-house PowerBI Cloud
Manage permission/distribution by client	✓	✓	✓
Customization			
Customized report (layouts)	✓	✓	✓
Self service report customization	x	✓	✓
Custom calculations and KPIs	x	✓	✓
Customized dataset (facts & dimensions)	x	✓	✓
Services			
Functional / Technical Consultancy	At charge	4 hrs/month	10 hrs/month
Development	x	At charge	At charge
Connectors			
30 Mhz (Connector & Report Templates)	x	At additional charge	At additional charge
Let's Grow (Connector & Report Templates)	x	At additional charge	At additional charge
Data consumptie			
Azure	At additional charge	Price based on actual consumption	Price based on actual consumption