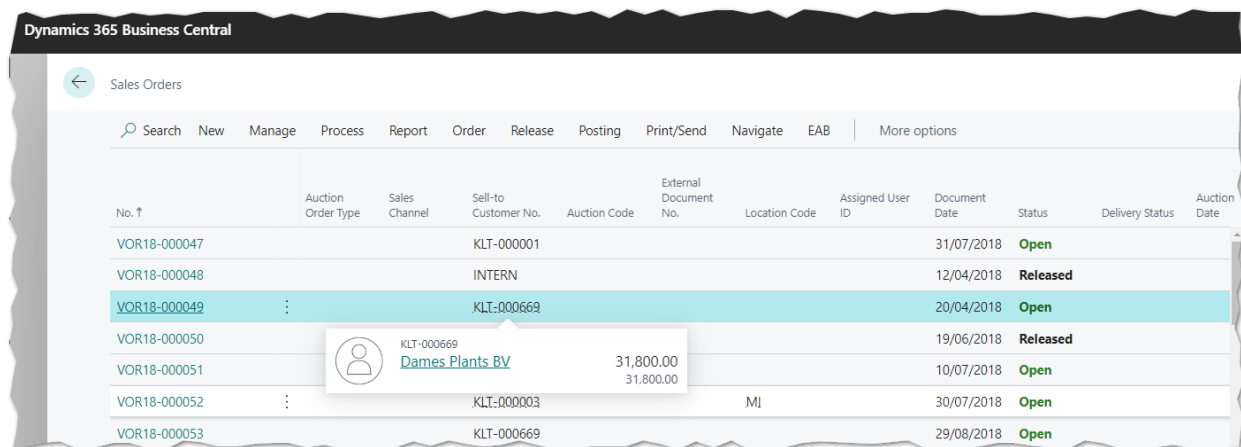


Release notes Agriware 365 Business Central 20

The Web Client

Microsoft has again invested in the Web Client. When you navigate to related entities using the Peek feature for entities where the card or document page is not present, the Peek feature offers a new Open full list option so that you can go to the relevant list.



No. ↑	Auction Order Type	Sales Channel	Sell-to Customer No.	Auction Code	External Document No.	Location Code	Assigned User ID	Document Date	Status	Delivery Status	Auction Date
VOR18-000047			KLT-000001					31/07/2018	Open		
VOR18-000048			INTERN					12/04/2018	Released		
VOR18-000049			KLT-000669					20/04/2018	Open		
VOR18-000050								19/06/2018	Released		
VOR18-000051								10/07/2018	Open		
VOR18-000052			KLT-000003			MJ		30/07/2018	Open		
VOR18-000053			KLT-000669					29/08/2018	Open		

When a FastTab expands, the page scrolls up so the next FastTab caption is visible, making it easier to navigate to the next tab.

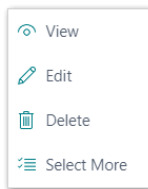
Data entry

Improved behavior of lookups on fields with table relations, such as the Description field on sales documents. The new behavior creates a distinction between fields that are simply a lookup to a related table and fields that allow free text with the assistance of a dropdown menu to choose from a predefined value. When a message dialog interrupts typing into the next field, the characters you entered are no longer discarded.

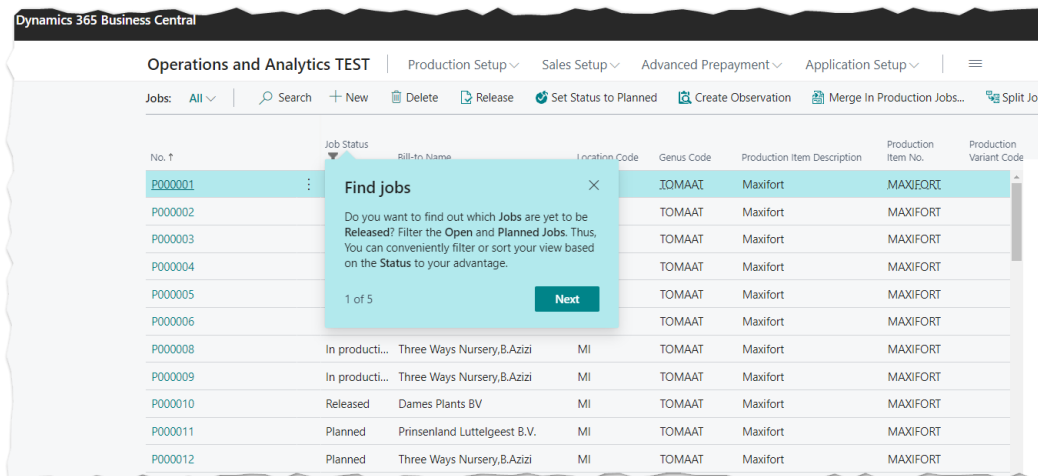
The web client preserves a few empty lines at the end of an editable list so that filling out data vertically across rows never runs out of space.

General look and feel

Business Central 20 includes minor visual updates, such as a refreshed loading screen and updated iconography for specific system actions.

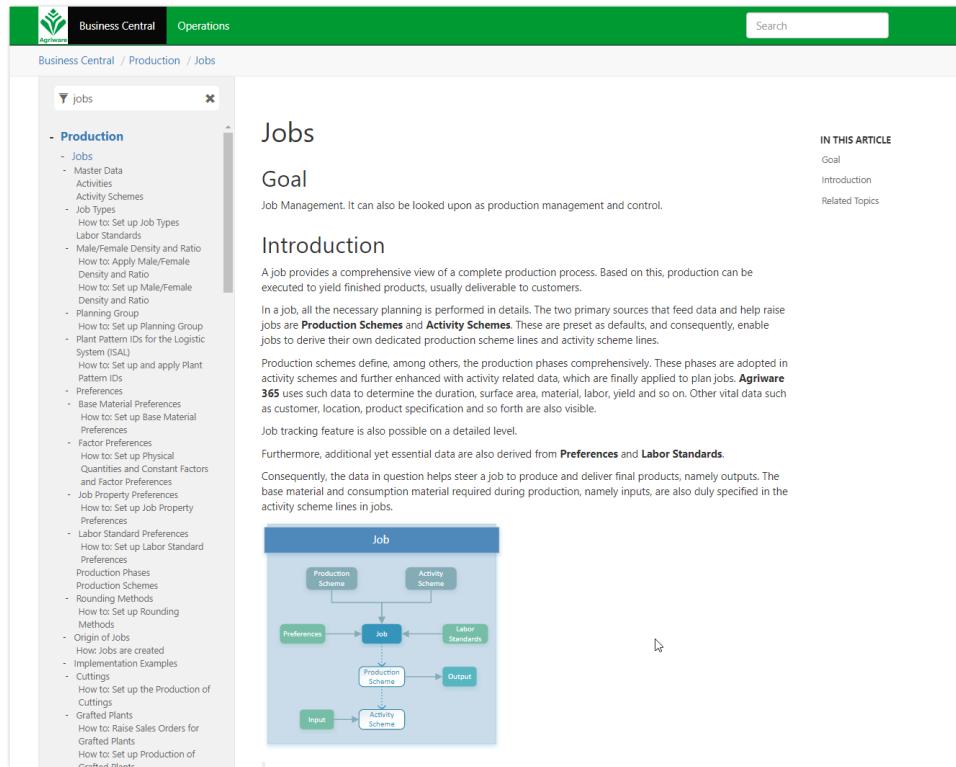


You will notice that when you open a page for the first time, Agriware will show a 'Tour' inviting you to learn about more about the subject and showing some helpful hints on actions, filters and so on.



On-line Help

The On-line help has been improved, allowing you to directly navigate to the help topics. We are also aligning the help for our Operations products. They will share the same experience, making it easier for the user to find answers to questions



Mprise will continue to improve the UI to help guide the user, making working with Agriware more intuitive.

Application improvements

Like with every new release Microsoft invests in Application improvements to make the product even better. Here are some of the things that were added tot the Application:

Blocking deletion of G/L accounts

You can now determine the 'Save Date' that you would like to keep for entries on G/L Accounts, making sure that only G/L accounts can be deleted that have no data after the set Date.

Payment reconciliation journal

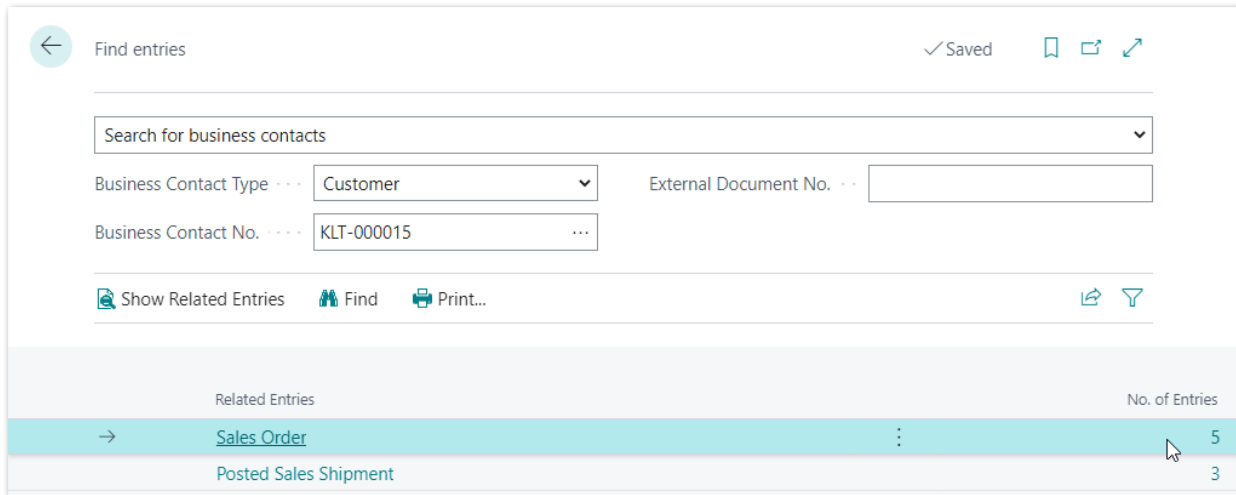
Debit and Credit fields have been added to the page, and you can now do a Preview Posting to see the result prior to Posting

Block VAT and General Posting Setups

Allows you to block combinations of VAT and Posting Setups to prevent using of 'old' setup records, making sure incorrect posting is not possible for these combinations

Find Entries

Is a new feature allowing you to search across Agriware for related entries, example given Customer related entries



Related Entries	No. of Entries
→ Sales Order	5
Posted Sales Shipment	3

Set default dimensions on locations

You are now able to set Default Dimensions for Locations

Performance Profiler

With Business Central 20 Microsoft also launched an in client performance profiler. This will enable us to better pinpoint any performance issues, and to see whether these are caused by the Base application or an Agriware extension

Business Central - Edit - Performance Profiler - Dynamics 365 Business Central

Performance Profiler

Start Stop Clear Download Share Upload

Time Spent by Application Object

Object Type	Object Name	Time Spent ↓	App Name
→ Table	Sales Header	2 seconds 403 ...	Base Application
PageExtension	MAWE Sales Order	875 milliseconds	Agriware E-Business Flor
Codeunit	Workflow Management	656 milliseconds	Base Application
TableExtension	MAW Sales Header	546 milliseconds	Agriware W1
Page	Customer List	546 milliseconds	Base Application
Codeunit	MAW Sales Header Mgt.	437 milliseconds	Agriware W1
Codeunit	Cust-Check Cr. Limit	344 milliseconds	Base Application
Codeunit	MAW Sales Header Event Subscr.	328 milliseconds	Agriware W1
Codeunit	DimensionManagement	328 milliseconds	Base Application
Codeunit	MAW Property Mgt.	328 milliseconds	Agriware W1

Call Tree

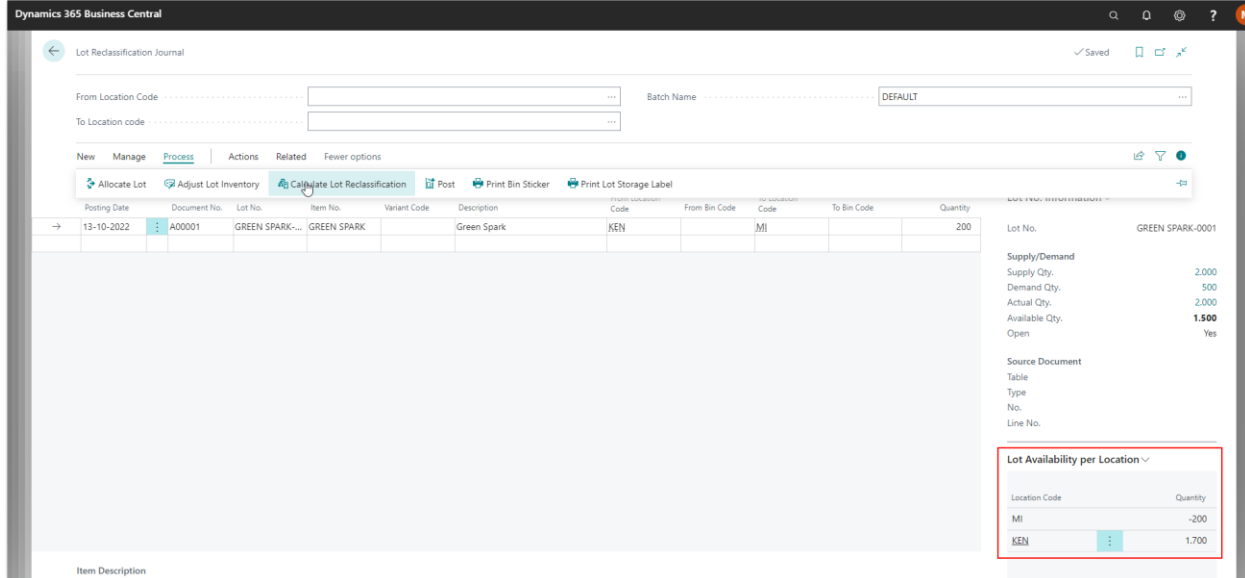
Method Name	Object Type	Object Name	Self Time
→ IAGetShortcutPropertyCaptio...	TableExtension	MAW Sales Header	
> IAGetShortcutPropertyCaptio...	TableExtension	MAW Sales Line	
> MAW_SellToCustomerNo - O...	PageExtension	MAWE Sales Order	

It's as easy as opening the Performance Profiler, start recording the process you would like the performance to be measured for, and clicking stop when finished. The Performance Profiler will then show which objects were used, and what time was spent by which App.

New features in Agriware

Next to the investments that Microsoft did, Mprise also invested in this new version. From a functionality perspective we have added the 'Calculate Lot Reclassification' action to the Lot Reclassification Journal. It allows you to invoke Agriware 365 to suggest inventory transfers to fulfill demand in a certain Location based on the available supply of the same Lot in another Location. If demand can be fulfilled, entries will be suggested to transfer without the need for Transfer Orders. Posting the Entry will allocate the suggested Quantity to the Location with the demand. Users are

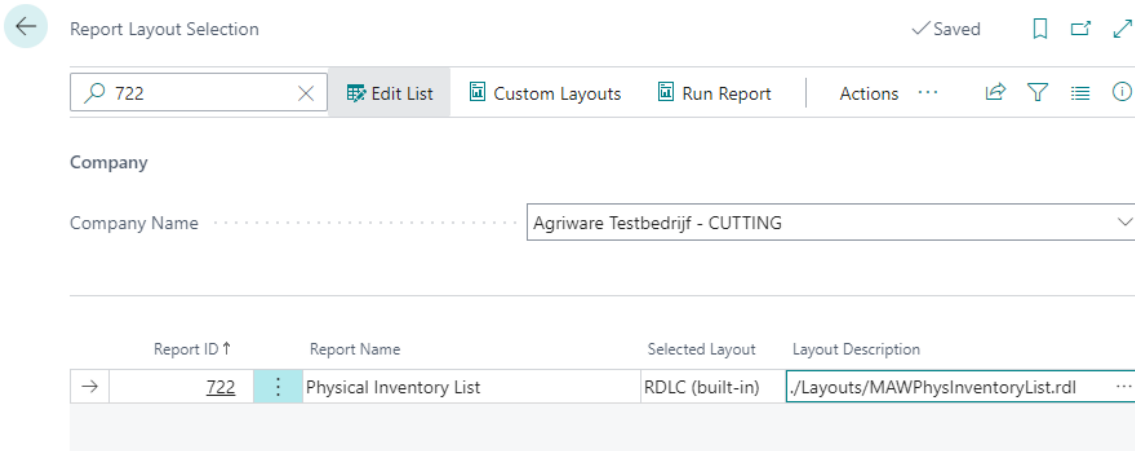
duly notified if the action is run without any demand being found; similarly, if no supply is found for the Item(s) / Locations with the demand. Users are also notified if the demand can be fulfilled; however, the supply in one Location happens to be insufficient to meet the demand.



Location Code	Quantity
MI	-200
KEN	1.700

Physical inventory of lot tracked items

The Agriware 365 enhancement related to the Physical Inventory Journal – to have the calculated journal lines split per Lot No. for Lot-tracked Items - has now been brought to BC20. To have the Lot No. per line printed the user will need to setup the correct layout. This can be done by opening the Report Layout Selection and selecting './Layouts/MAWPhysInventoryList.rdl' as Layout Description for report 722 Physical Inventory List.



Report ID	Report Name	Selected Layout	Layout Description
722	Physical Inventory List	RDLC (built-in)	./Layouts/MAWPhysInventoryList.rdl

This will result in the following print:

Phys. Inventory List
Agriware Testbedrijf - CUTTING

maandag 17 oktober 2022
Page 1
MPRISE\TOBER

Item Journal Batch: Journal Template Name: INVENTARIS, Name: STANDAARD

Posting Date	Document No.	Item No.	Description	Dept Code	Site Code	Location Code	Bin Code	Lot No.	Qty. (Phys. Inventory)
13-02-24		1677	Gabbana Cream			STORAGE			
17-10-22	1	1677	Gabbana Cream - Rooted Cutting			KEN		LOT0028	
17-10-22	1	1677	Gabbana Cream - Rooted Cutting			KEN		PG19-000007-001	
17-10-22	1	1677	Gabbana Cream - Rooted Cutting			KEN		PG19-000091-01	
17-10-22	1	1677	Gabbana Cream - Rooted Cutting			KEN		PG19-000115-01	
17-10-22	1	1677	Gabbana Cream - Rooted Cutting			KEN		PG19-000116-01	
17-10-22	1	1677	Gabbana Cream - Rooted Cutting			KEN		PG19-000116-02	
17-10-22	1	1677	Gabbana Cream - Rooted Cutting			KEN		PG19-000117-01	
17-10-22	1	1677	Gabbana Cream - Unrooted Cutting			KEN		PG19-000002-001	
17-10-22	1	1677	Gabbana Cream - Unrooted Cutting			KEN		PG19-000002-001	

Cloud ready

This is the first version of Agriware that is fully Cloud ready. Meaning that Agriware can now be run in the Microsoft Cloud, a private Cloud or on Prem.

To achieve this we had to redesign parts of Agriware. Older versions could still rely on *.net interop which was running Server side. When run in the cloud, Agriware cannot run Server Side code, and hence all *.net capabilities needed to be revised.

This has been a massive operation, consuming a lot of development capacity, but needed to make the move to the cloud.

So whatever fits your company best, Microsoft Cloud, Private Cloud or on prem, Agriware is ready to support you.